

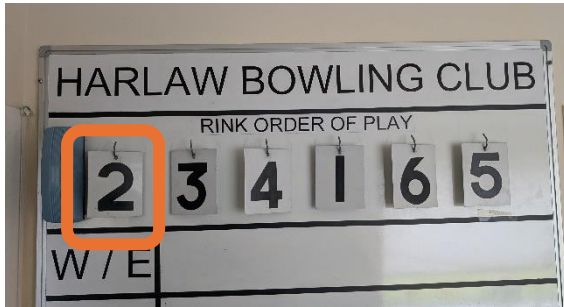
## Rink Order of Play Instructions

The rink order of play is in place to ensure equal usage of the green and whenever deemed necessary by the Greens Committee to remove a rink from play for such rink to be repaired. All members must adhere to the rink order of play and not misuse these due to personal rink preference. Only the Greens Committee will be allowed to set the order of the rinks.

Rink selection can only happen once all bowlers are in attendance at the club.

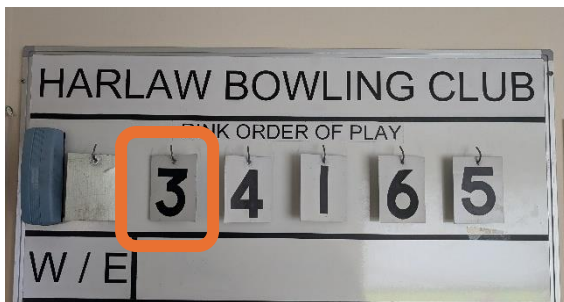
Please enter the green by the steps. The direction of play is displayed on the sign beside the steps near the Harlaw Road entrance.

Below are scenarios of the Rink Order of Play Board.



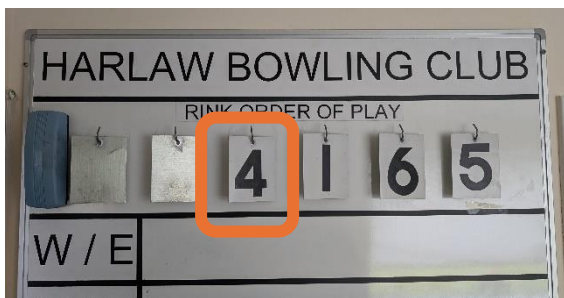
When all numbers are displayed then, working from the left, your rink to play on, is rink 2 as per highlight.

You must turn over the number 2 metal plate.



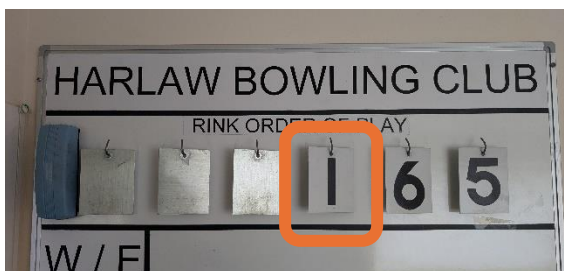
The next game will be played on rink 3 as this being the next number on the right of the metal plate that has been turned over.

You must turn over the number 3 metal plate.



The next game will be played on rink 4 as this being the next number on the right of the metal plate that has been turned over.

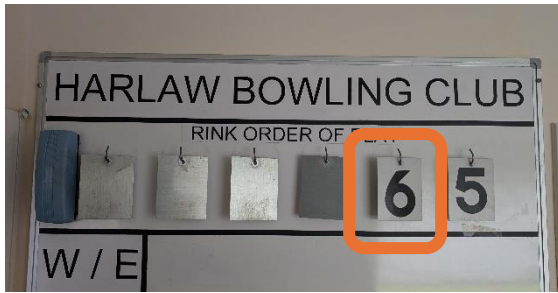
You must turn over the number 4 metal plate.



The next game will be played on rink 1 as this being the next number on the right of the metal plate that has been turned over.

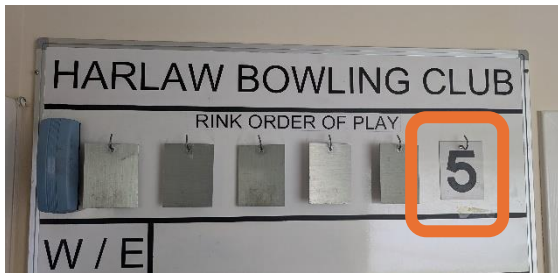
You must turn over the number 1 metal plate.

## Rink Order of Play Instructions



The next game will be played on rink 6 as this being the next number on the right of the metal plate that has been turned over.

You must turn over the number 6 metal plate.



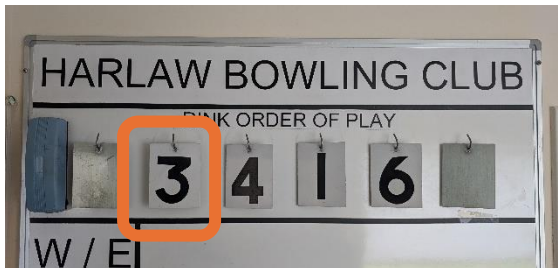
The next game will be played on rink 5 as this being the next number on the right of the metal plate that has been turned over.

You must turn over the number 5 metal plate **AND** all the other plates.



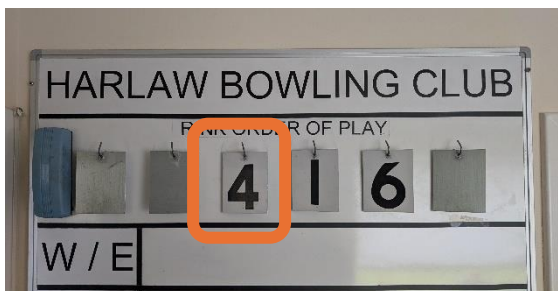
The next game will be played on rink 2 as there are no more plates on the right of the blank plate and so you go back to leftmost number that is visible.

You must turn over the number 2 metal plate.



The next game will be played on rink 3 as this being the next number on the right of the metal plate that was last turned over.

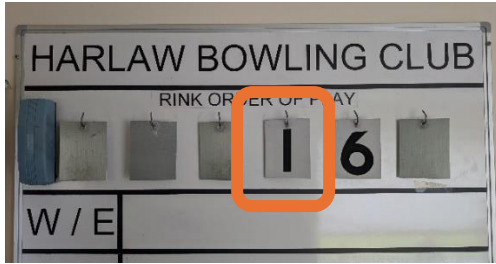
You must turn over the number 3 metal plate.



The next game will be played on rink 4 as this being the next number on the right of the metal plate that has been turned over.

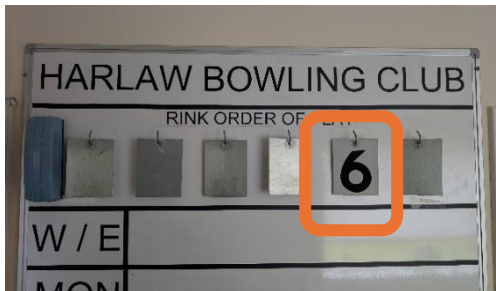
You must turn over the number 4 metal plate.

# Rink Order of Play Instructions



The next game will be played on rink 1 as this being the next number on the right of the metal plate that has been turned over.

You must turn over the number 1 metal plate.



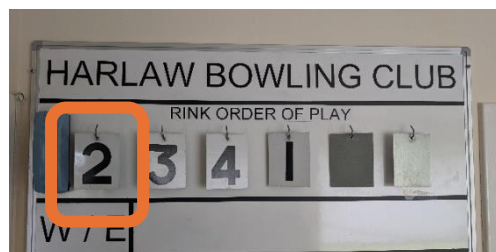
The next game will be played on rink 6 as this is the only number visible.

You must turn over the number 6 metal plate **AND** turn over all the other blank metal plates.



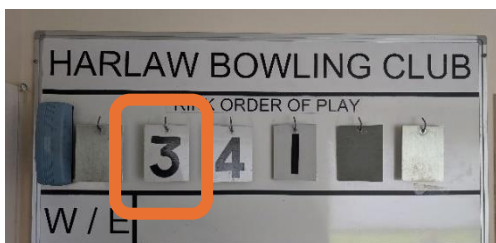
The next game will be played on rink 5 as this being the next number on the right of the blank metal plate that has been turned over.

You must turn over the number 5 metal plate.



The next game will be played on rink 2 as there are no more plates on the right of the blank plates and so you go back to leftmost number that is visible.

You must turn over the number 2 metal plate.



The next game will be played on rink 3 as this being the next number on the right of the metal plate that has been turned over.

You must turn over the number 3 metal plate.

As you can see the next rink being assigned works from left to right across the rink order of play board, wrapping back to the left side after the rightmost visible metal plate.

On occasions, particularly during competition times, all 6 rinks may be being played on. In such situations the next rink in the order of play sequence may not be followed as whichever rink becomes available first, then that should be the next one selected to be played on.